



Tubi e raccordi a saldare *Welding pipes and fittings*

Descrizione:

La nostra gamma di tubi e raccordi a saldare copre le dimensioni maggiormente utilizzate dal diametro 18 mm al diametro 267 mm con spessore parete da 1,5 a 3 mm.

Applicazioni:

Per impianti da vuoto. Nel trasporto di fluidi nel campo chimico, sanitario, cosmetico, alimentare.

Materiali:

Il materiale utilizzato per la costruzione del tubo con saldatura è l'acciaio inox Aisi 304 e Aisi 316.

Finitura:

Tipo A: grezza decappata.

Tipo B: lucidatura meccanica interna ed esterna.

Description:

Our range of welding pipes and fittings covers the most commonly used sizes ranging from 18 mm in diameter to 267 mm with wall thickness between 1.5 and 3 mm.

Applications:

For vacuum systems. For conveying fluids in the chemical, health, cosmetics and food industry.

Materials:

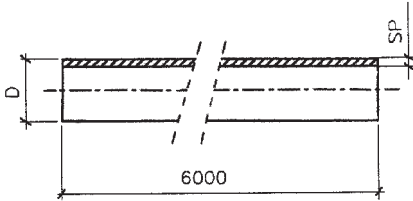
The material used for the pipe's welded construction is AISI 304 and AISI 316 stainless steel.

Finish:

Type A: unfinished pickled.

Type B: mechanically polished inside and out.

	Tubo D x Sp. Pipe D x Thck.	Aisi 304	Aisi 316
Tubi Pipes	18x1.5	-T4-18	-T6-18
	20x1.5	-T4-20	-T6-20
	25,4x1.5	-T4-25	-T6-25
	28x1.5	-T4-28	-T6-28
	38x1.5	-T4-38	-T6-38
	42,4x1,5	-T4-42	-T6-42
	44,5x2	-T4-45	-T6-45
	50,8x2	-T4-51	-T6-51
	54x2	-T4-54	-T6-54
	57x2	-T4-57	-T6-57
	70x2	-T4-70	-T6-70
	76,1x2	-T4-76	-T6-76
	88,9x2	-T4-89	-T6-89
	101,8x2	-T4-102	-T6-102
	104x2	-T4-104	-T6-104
	108x3	-T4-108	-T6-108
	154x2	-T4-154	-T6-154
	159x3	-T4-159	-T6-159
	204x2	-T4-204	-T6-204
	219x3	-T4-219	-T6-219
254x2	-T4-254	-T6-254	
267x3	-T4-267	-T6-267	

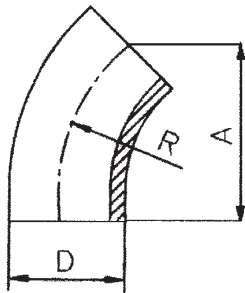


Per lunghezze differenti specificare nell'ordine.
For lengths not contemplated, please specify on order.

Esempio di ordinazione:
Tubo lunghezza 6000 mm diametro esterno 104 mm
spessore 2 mm finitura lucida in AISI 304:
Cod. B-T4-104

Sample order:
Pipe length 6,000 mm outside diameter 104 mm thickness 2 mm
polished finish in AISI 304:
Code B-T4-104

Curve 45°
Curves 45°

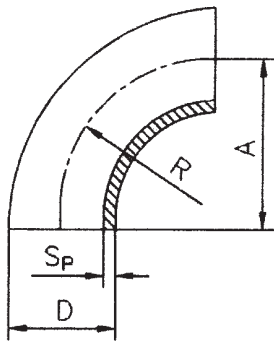


Tubo D x Sp. Pipe D x Thck.	A	Aisi 304	Aisi 316
18x1.5	60	-Q4-18	-Q6-18
20x1.5	62	-Q4-20	-Q6-20
25.4x1.5	67	-Q4-25	-Q6-25
28x1.5	73	-Q4-28	-Q6-28
38x1.5	85	-Q4-38	-Q6-38
42.4x1.5	89	-Q4-42	-Q6-42
44.5x2	90	-Q4-45	-Q6-45
50,8x2	103	-Q4-51	-Q6-51
54x2	103	-Q4-54	-Q6-54
57x2	103	-Q4-57	-Q6-57
70x2	108	-Q4-70	-Q6-70
76.1x2	110	-Q4-76	-Q6-76
88,9x2	120	-Q4-89	-Q6-89
101,8x2	137	-Q4-102	-Q6-102
104x2	137	-Q4-104	-Q6-104
108x3	/	-Q4-108	-Q6-108
154x2	/	-Q4-154	-Q6-154
159x3	/	-Q4-159	-Q6-159
204x2	/	-Q4-204	-Q6-204
219x3	/	-Q4-219	-Q6-219
254x2	/	-Q4-254	-Q6-254
267x3	/	-Q4-267	-Q6-267

Esempio di ordinazione:
Curva 45° diametro esterno 104 mm
spessore 2 mm finitura lucida in AISI 304:
Cod. B-Q4-104

Sample order:
45° elbow outside diameter 104 mm thickness 2 mm polished
finish in AISI 304:
Code B-Q4-104

Curve 90°
Curves 90°

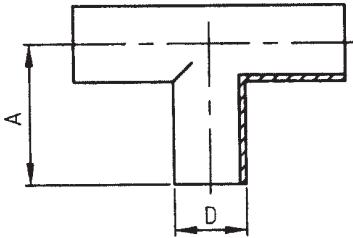


Tubo D x Sp. Pipe D x Thck.	A	Aisi 304	Aisi 316
18x1.5	35	-C4-18	-C6-18
20x1.5	40	-C4-20	-C6-20
25.4x1.5	38	-C4-25	-C6-25
28x1.5	50	-C4-28	-C6-28
38x1.5	57	-C4-38	-C6-38
42.4x1.5	46	-C4-42	-C6-42
44.5x2	65	-C4-45	-C6-45
50.8x2	72	-C4-51	-C6-51
54x2	75	-C4-54	-C6-54
57x2	75	-C4-57	-C6-57
70x2	80	-C4-70	-C6-70
76.1x2	98	-C4-76	-C6-76
88.9x2	114	-C4-89	-C6-89
101.8x2	110	-C4-102	-C6-102
104x2	100	-C4-104	-C6-104
108x3	/	-C4-108	-C6-108
154x2	223	-C4-154	-C6-154
159x3	/	-C4-159	-C6-159
204x2	/	-C4-204	-C6-204
219x3	/	-C4-219	-C6-219
254x2	/	-C4-254	-C6-254
267x3	/	-C4-267	-C6-267

Esempio di ordinazione:
Curva 90° diametro esterno 104 mm
spessore 2 mm finitura lucida in AISI 316:
Cod. B-C6-104

Sample order:
90° elbow outside diameter 104 mm thickness 2 mm polished
finish in AISI 316:
Code B-C6-104

		Tube D x Sp. Pipe D x Thck.	A	Aisi 304	Aisi 316
Tee		18x1.5	43	-E4-18	-E6-18
Tees		20x1.5	43	-E4-20	-E6-20
		25.4x1.5	50	-E4-25	-E6-25
		28x1.5	50	-E4-28	-E6-28
		38x1.5	67	-E4-38	-E6-38
		42.4x1.5	67	-E4-42	-E6-42
		44.5x2	67	-E4-45	-E6-45
		50.8x2	72	-E4-51	-E6-51
		54x2	72	-E4-54	-E6-54
		57x2	72	-E4-57	-E6-57
		70x2	85	-E4-70	-E6-70
		76.1x2	98	-E4-76	-E6-76
		88.9x2	100	-E4-89	-E6-89
		101.8x2	110	-E4-102	-E6-102
		104x2	100	-E4-104	-E6-104
		108x3	/	-E4-108	-E6-108
		154x2	150	-E4-154	-E6-154
		159x3	/	-E4-159	-E6-159
		204x2	/	-E4-204	-E6-204
		219x3	/	-E4-219	-E6-219
		254x2	/	-E4-254	-E6-254
		267x3	/	-E4-267	-E6-267



Esempio di ordinazione:
 Tee diametro esterno 88,9 mm
 spessore 2 mm finitura lucida in AISI 304:
 Cod. B-E4-89

Sample order:
 Tee outside diameter 88.9 mm thickness 2 mm polished
 finish in AISI 304:
 Code B-E4-89

		Tubo D x Sp. Pipe D x Thck.	A	Aisi 304	Aisi 316
Croci Crosses		18x1.5	43	-F4-18	-F6-18
		20x1.5	43	-F4-20	-F6-20
		25.4x1.5	50	-F4-25	-F6-25
		28x1.5	50	-F4-28	-F6-28
		38x1.5	67	-F4-38	-F6-38
		42.4x1.5	67	-F4-42	-F6-42
		44.5x2	67	-F4-45	-F6-45
		50.8x2	72	-F4-51	-F6-51
		54x2	72	-F4-54	-F6-54
		57x2	72	-F4-57	-F6-57
		70x2	85	-F4-70	-F6-70
		76.1x2	98	-F4-76	-F6-76
		88.9x2	100	-F4-89	-F6-89
		101.8x2	110	-F4-102	-F6-102
		104x2	100	-F4-104	-F6-104
		108x3	/	-F4-108	-F6-108
		154x2	150	-F4-154	-F6-154
		159x3	/	-F4-159	-F6-159
		204x2	/	-F4-204	-F6-204
		219x3	/	-F4-219	-F6-219
		254x2	/	-F4-254	-F6-254
		267x3	/	-F4-267	-F6-267

Esempio di ordinazione:
 Croce diametro esterno 44,5 mm
 spessore 2 mm finitura grezza in AISI 304:
 Cod. A-F4-45

Sample order:
 Cross outside diameter 44.5 mm
 thickness 2 mm unfinished in AISI 304:
 Code A-F4-45